

# GREENISLAND COMMUNITY ASSOCIATION

## KEY ISSUES FOR GREENISLAND ESTATE

JANUARY 2011

*Philip Mannis & Lucy Simms*



Department for  
**Social  
Development**  
[www.dsdni.gov.uk](http://www.dsdni.gov.uk)



**Housing  
Executive**

## CONTENTS

Introduction	Page	3
Background to the Report	Page	4
Gortalee District Profile	Page	5
Presentation of findings	Pages	6 to 14
Conclusions	Page	15

## Introduction

Greenisland Community Association was formed on 28<sup>th</sup> October 2010 with the aim of addressing issues affecting the residents of the Gortlee ward in Greenisland. In November 2010 the Community Development Officer for the area conducted a survey of the residents of the Gortalee Ward (Greenisland Estate). A total of 27.7 % of questionnaires were completed.

The purpose of the research was to identify the key issues for the Gortalee ward in terms of Community Development and Statutory Services. The report aims to make recommendations towards addressing any issues identified.

The research has been conducted independently and without any preconceived ideas or bias using primary research methods.



*Image Copyright Albert Bridge. This work is licensed under the Creative Commons Attribution-Share Alike 2.0 Generic License*

## **Background to the Report**

In 2007 Carrickfergus Community Forum organised and facilitated discussions with various groups and community representatives from the Greenisland Area, resulting in the development of the Greenisland District Community Plan. The plan set out a number of strategic priorities, a long-term vision for the District and identified number of issues for the area.

The district plan aimed to achieve three objectives:

- Define the sort of district local people want for the future
- Identify the actions needed to support the vision
- Show how resources and expertise in the district can be joined up to make the vision happen

The district plan outlined 6 cross cutting priority themes for 2007 – 2010.

- SAFER COMMUNITIES
- BETTER ENVIRONMENT
- HEALTHY COMMUNITIES
- INVESTING IN OUR YOUTH
- COMMUNITY COHESION
- EDUCATION & EMPLOYMENT

Through the focus groups and discussions, a potential vision for Greenisland was agreed:

**“Greenisland to be a district that is safe and clean, a place where people feel proud to live, work and visit.”**

This current report aims to assess whether this vision has been achieved for Greenisland and to find out what issues are currently affecting the area in order to identify what work is required in terms of community development.

*Source: Greenisland District Community Plan, Carrickfergus Community Forum (2007)*

## Gortalee District Profile

The Greenisland Estate lies in the Gortalee Ward of East Antrim. On Census Day 29<sup>th</sup> April 2001 the resident population of the Gortalee ward was 1545. In gathering data for this report a total of 428 surveys were completed in the Greenisland area, 27.7% of the population.

**Gortalee** ward lies in the following administrative areas:

- Carrickfergus Local Government District;
- East Antrim Assembly Area;
- Northern Health and Social Care Trust; and
- North Eastern Education and Library Board.

**Gortalee** ward is classified as Urban according to the Inter-Departmental Urban-Rural Definition Group.

The nearest hospital to **Gortalee** ward as the crow flies is Whiteabbey Hospital.

Datasets used: Urban Rural Classification 2005, Central Postcode Directory (NISRA Geography), Hospital Locations (DHSSPS).

On Census Day 29<sup>th</sup> April 2001 the resident population of **Gortalee** ward was 1545. Of this population:

- 22.0% were under 16 years old and 23.6% were aged 60 and over;
- 45.3% of the population were male and 54.7% were female;
- 7.1% were from a Catholic community background and 86.9% were from a 'Protestant and Other Christian (including Christian related)' community background;
- 31.5% of persons aged 16 and over were single (never married);
- 38.6 years was the average age of the population; and
- the population density was 46.08 persons per hectare.

### Deprivation - NIMDM 2010

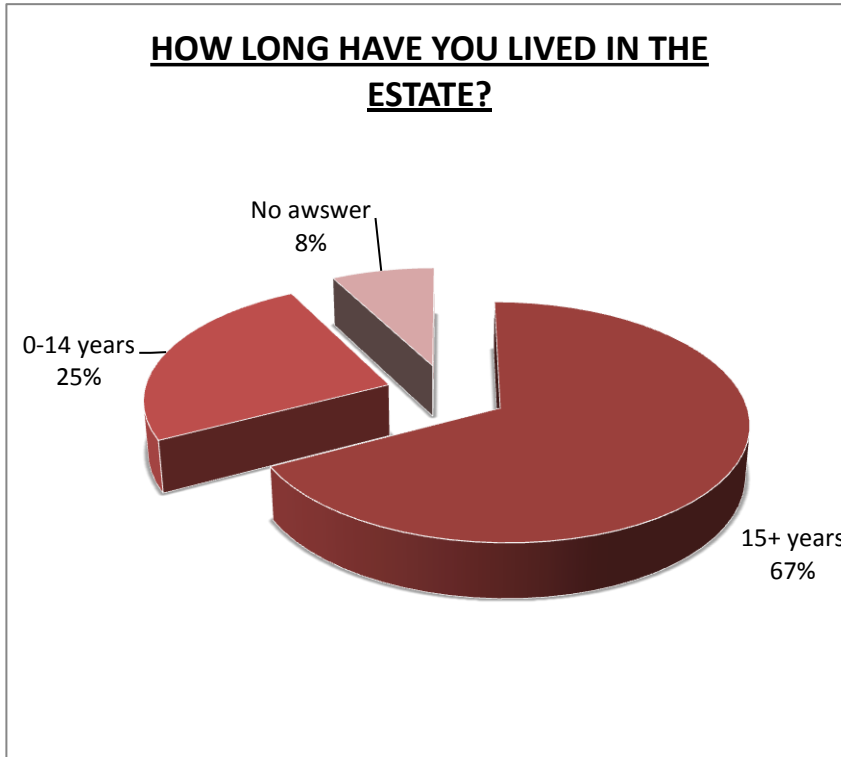
The Northern Ireland Multiple Deprivation Measure 2010 (NIMDM 2010) report was published in May 2010. The report identifies small area concentrations of multiple deprivation across Northern Ireland.

On the Multiple Deprivation Measure ward level summary **Gortalee** ward has an overall rank of 152 out of 582 wards. All wards in Northern Ireland are ranked, 1 being the most deprived (Whiterock in Belfast) and 582 the least deprived (Wallace Park in Lisburn). Wards with ranks of 58 or lower are in the top 10% most deprived wards in Northern Ireland, this means **Gortalee**, with a rank of 152, is outside the top 10% most deprived wards. **Gortalee** ward's rank of 152 places it in the 20% to 30% band.

Source: <http://www.ninis.nisra.gov.uk>

## Presentation and Discussion of Findings

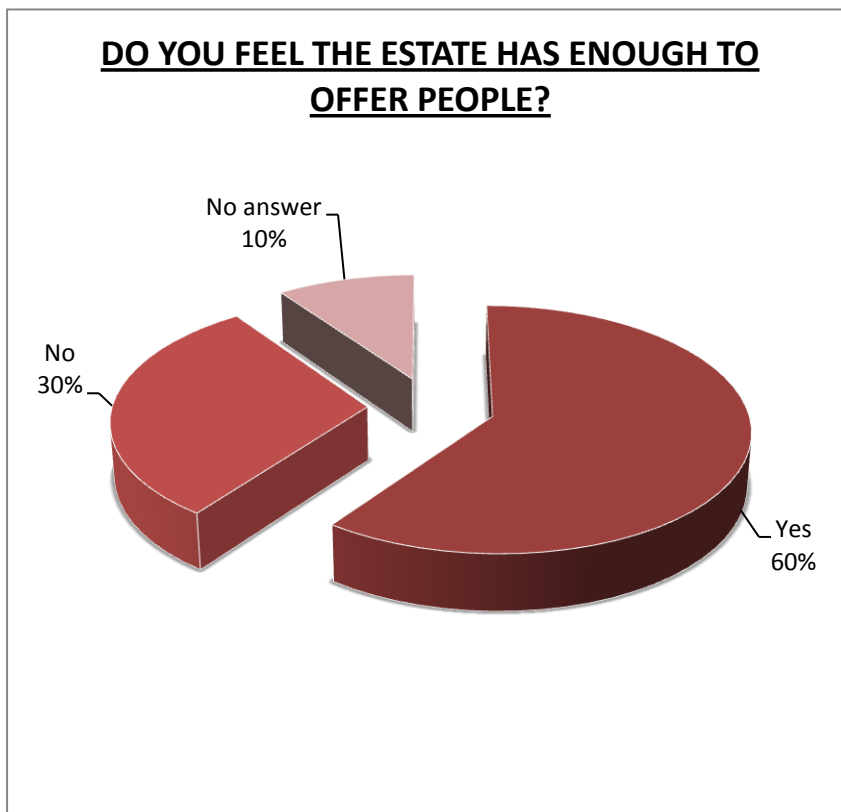
During focus group discussions it was agreed in order to achieve the vision as outlined in the Greenisland District Community Plan more community development work is required in the area.



67% of respondents have lived in the estate for over 15 years.

This would suggest that people are either generally happy in the area or are unable to move anywhere else.

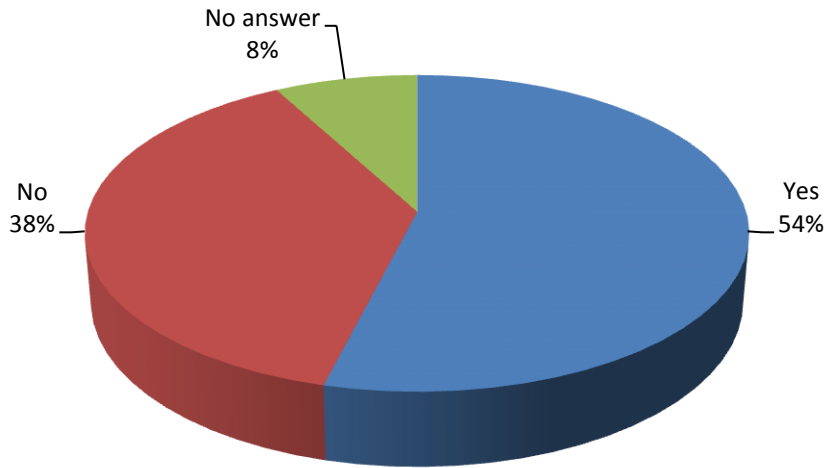
The findings show that the Greenisland Estate has a relatively stable population suggesting that the area is a satisfactory place to live.



60% of respondents felt that the estate had enough to offer people while 30% felt that it did not.

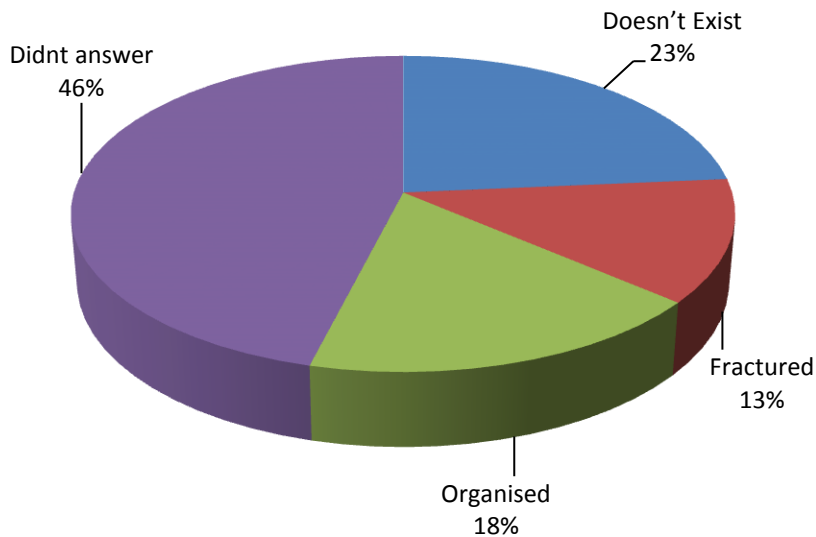
During discussions with residents, it was highlighted that there is a need for an ATM machine in the estate.

**ARE YOU AWARE OF ANY COMMUNITY GROUPS WORKING IN GREENISLAND?**



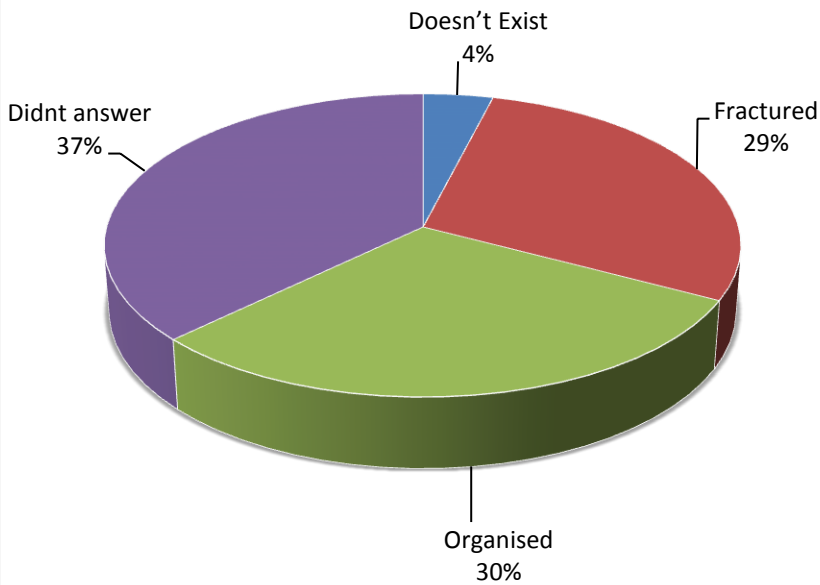
The findings suggest that there is good awareness of the work ongoing, although the findings do not indicate whether respondents participate in these groups.

**VIEWS ON COMMUNITY INFRASTRUCTURE**



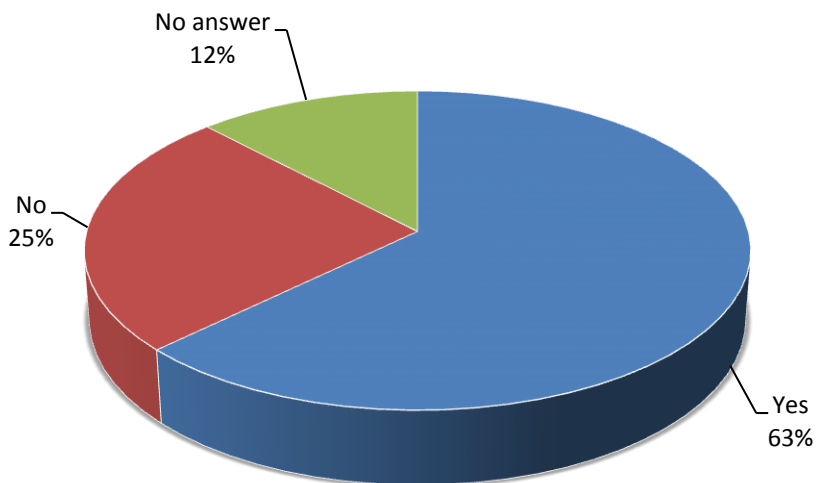
There is an indication that respondents did not understand the question according to the high percentage of respondents who did not answer. This would suggest that there is a low capacity level in the Greenisland Estate.

### VIEWS ON YOUTH PROVISION



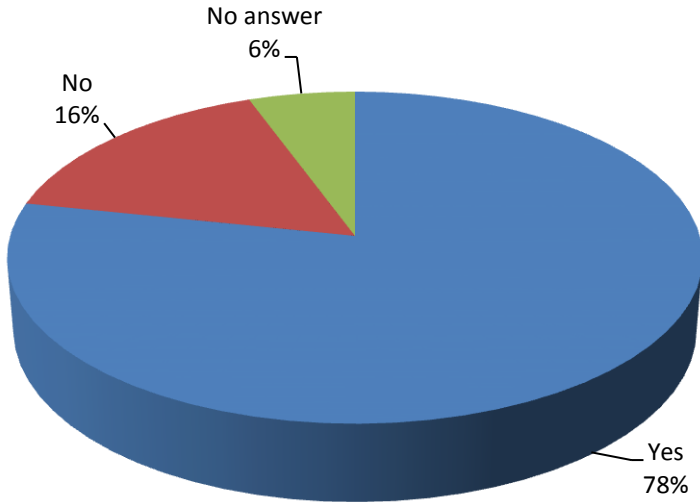
Opinion on youth provision in the area seems to be divided – this could be due to factors such as whether respondents have children that are attending local youth services, or possible dependent on which service provider they are familiar with.

### ARE YOU AWARE OF ANY YOUTH GROUPS WORKING IN GREENISLAND ?



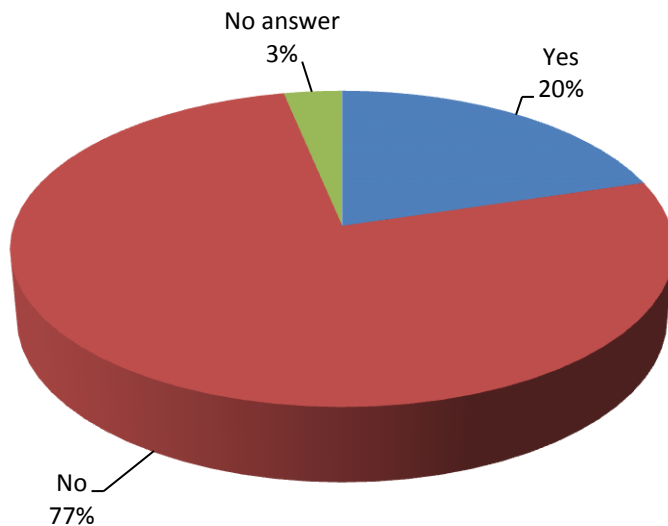
The findings on awareness of youth provision would suggest that groups are making themselves visible in the area and promoting their services.

**HAVE YOU EVER BEEN INVOLVED IN COMMUNITY OR VOLUNTARY WORK?**



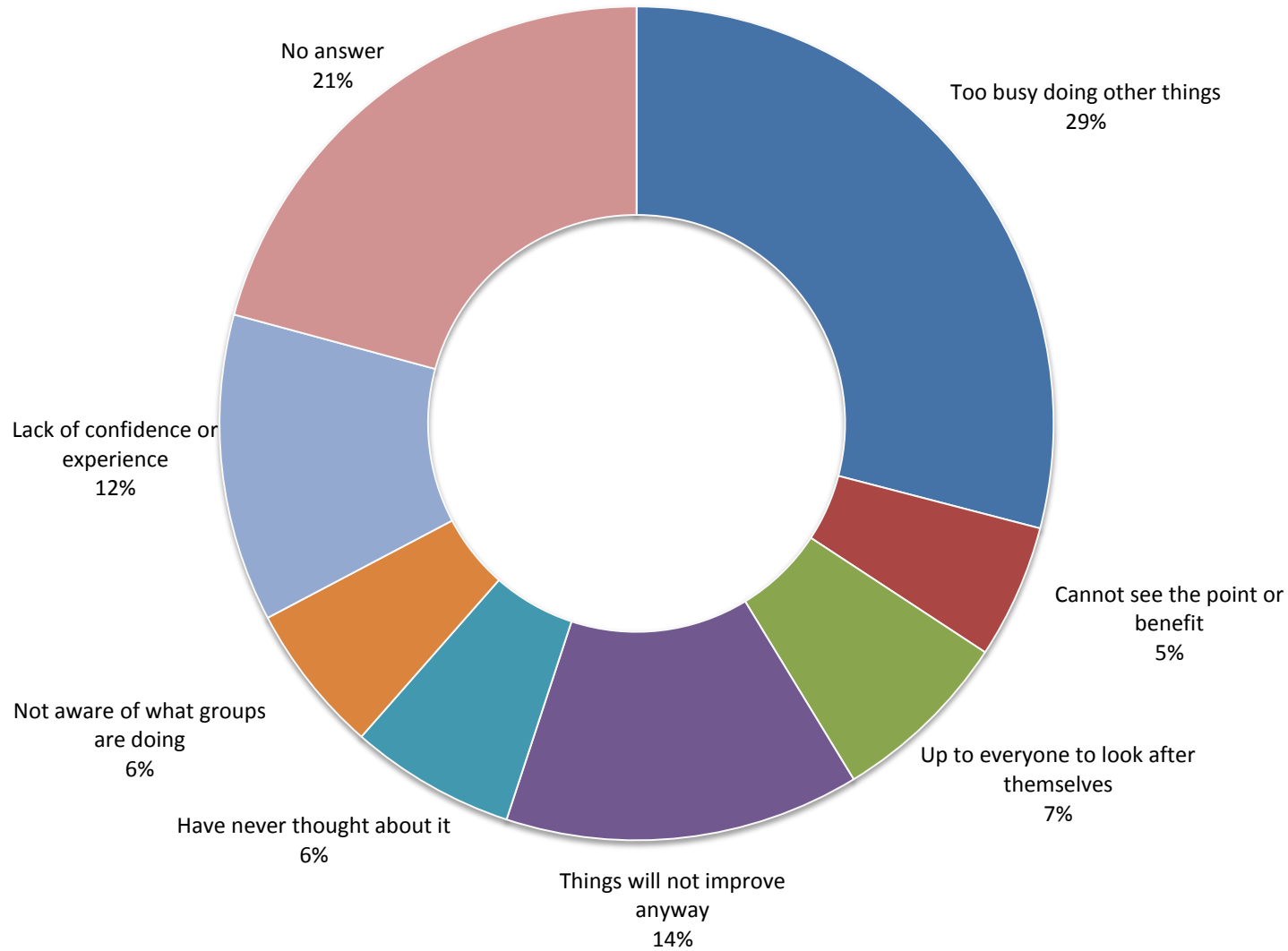
The findings on community involvement are interesting, while 78% have previously been involved in community or voluntary work, 77% would not be interested in getting involved in the community.

**WOULD YOU BE INTERESTED IN GETTING INVOLVED IN THE COMMUNITY & VOLUNTARY SECTOR?**



According to the findings below, these high levels of community involvement have not been sustained. This may indicate previous negative experiences of community involvement.

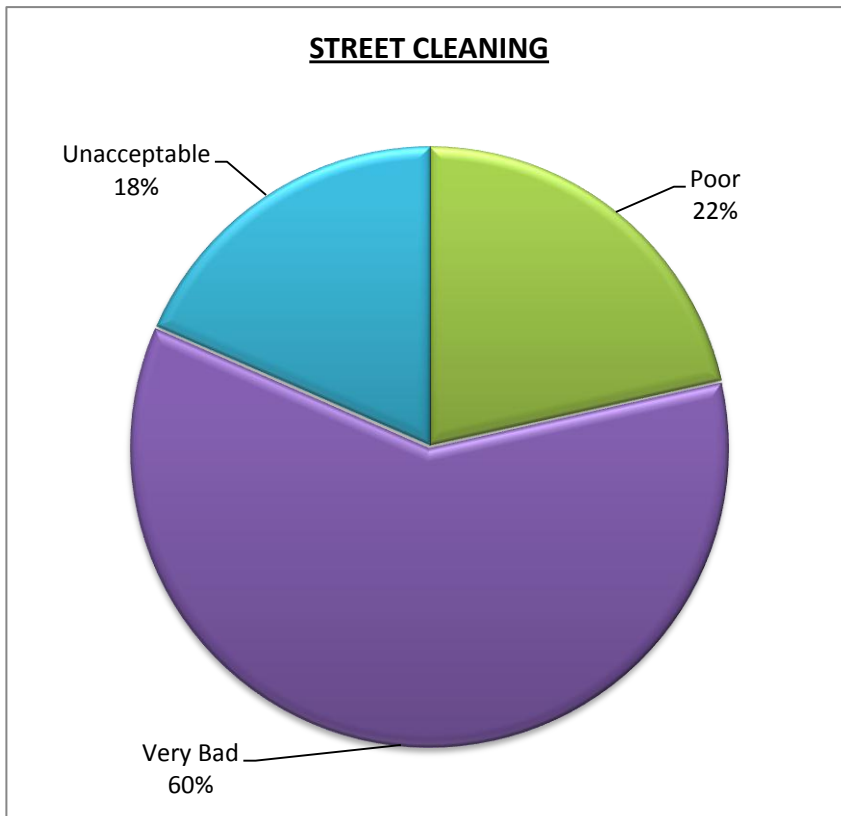
**REASONS FOR NOT WANTING TO GET INVOLVED IN THE COMMUNITY OR VOLUNTARY SECTOR**



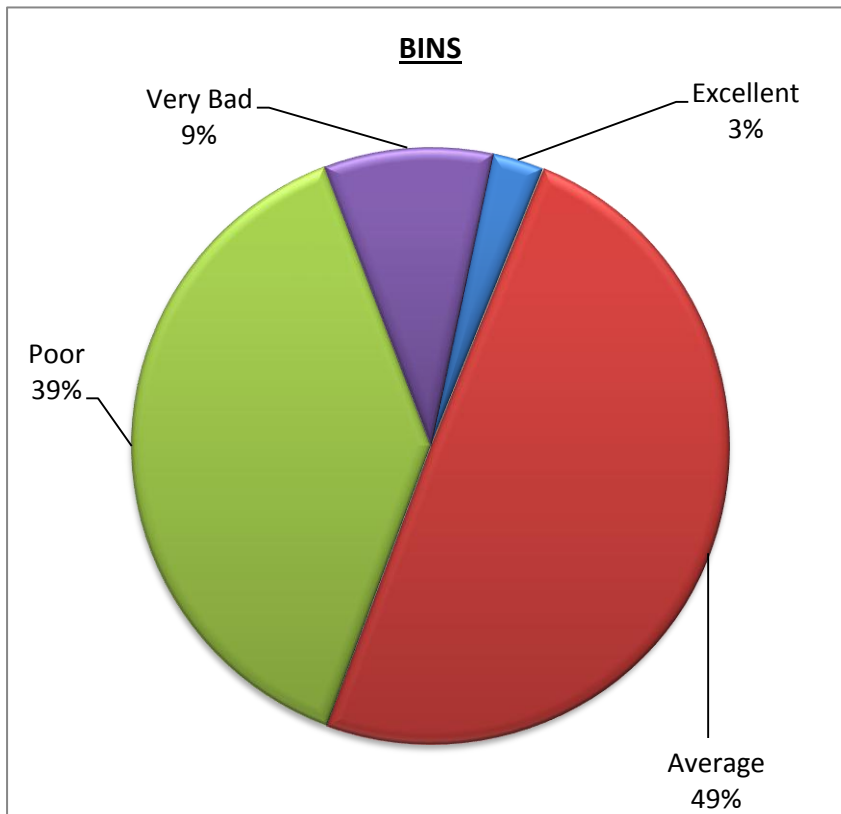
These findings would suggest that people need to be convinced of the value of a community development approach in their community.

While 29% do not have the time to become involved, 21% did not answer and the remaining 50% comprises reasons that would suggest there is a low capacity level in the area.

## COUNCIL SERVICES

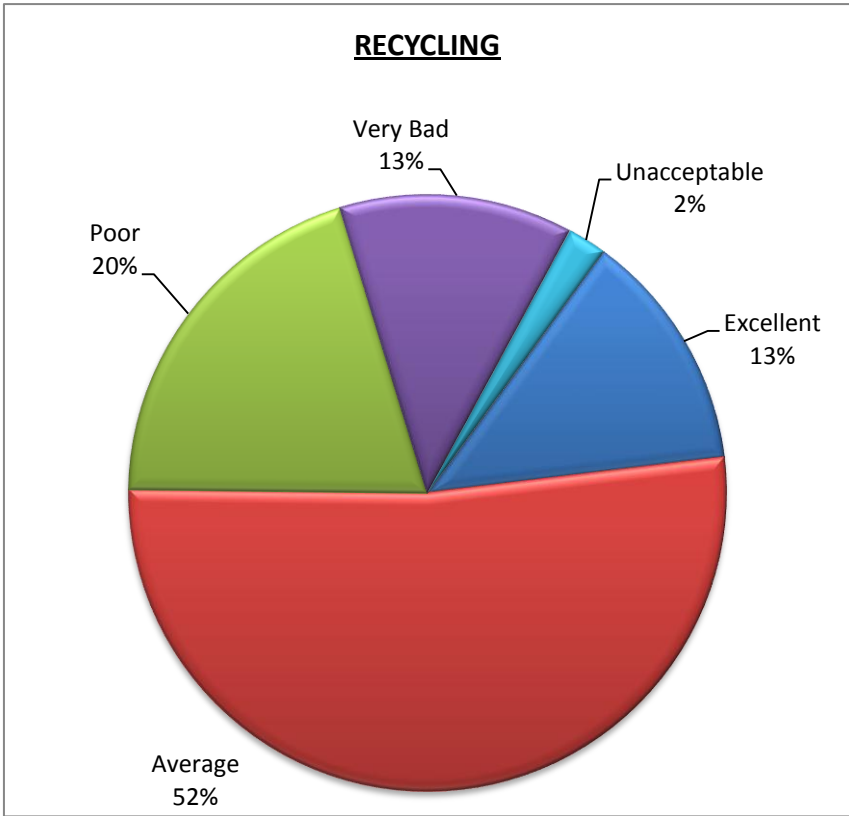


In terms of street cleaning none of the respondents felt positively about this service.

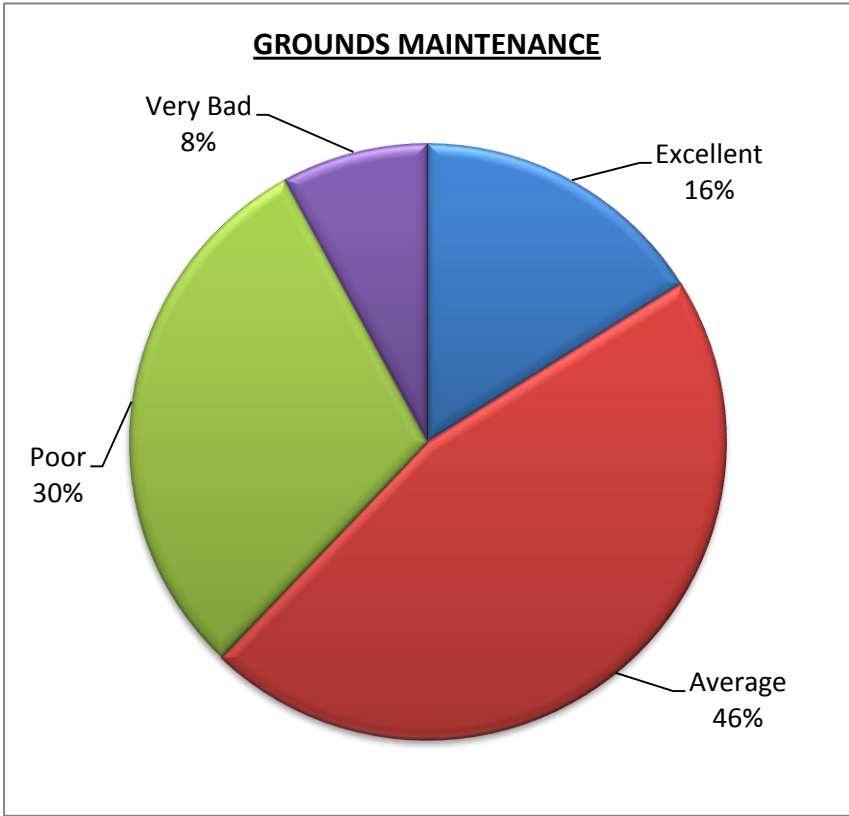


The findings show that 53% were happy with bin collections while 48% were unhappy.

Discussions with residents also highlighted a need for more bins around the Greenisland estate to combat issues such as dog fouling and litter.

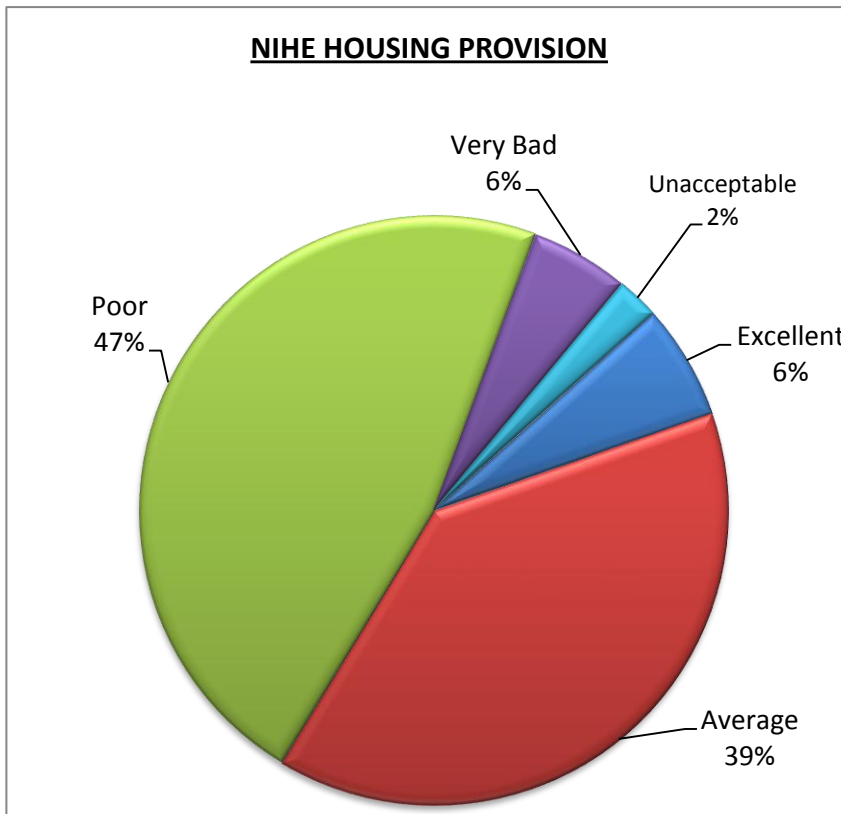


The majority of respondents were positive about the recycling service available in Greenisland with 35% feeling it was not good enough. More awareness raising of recycling facilities may be beneficial.

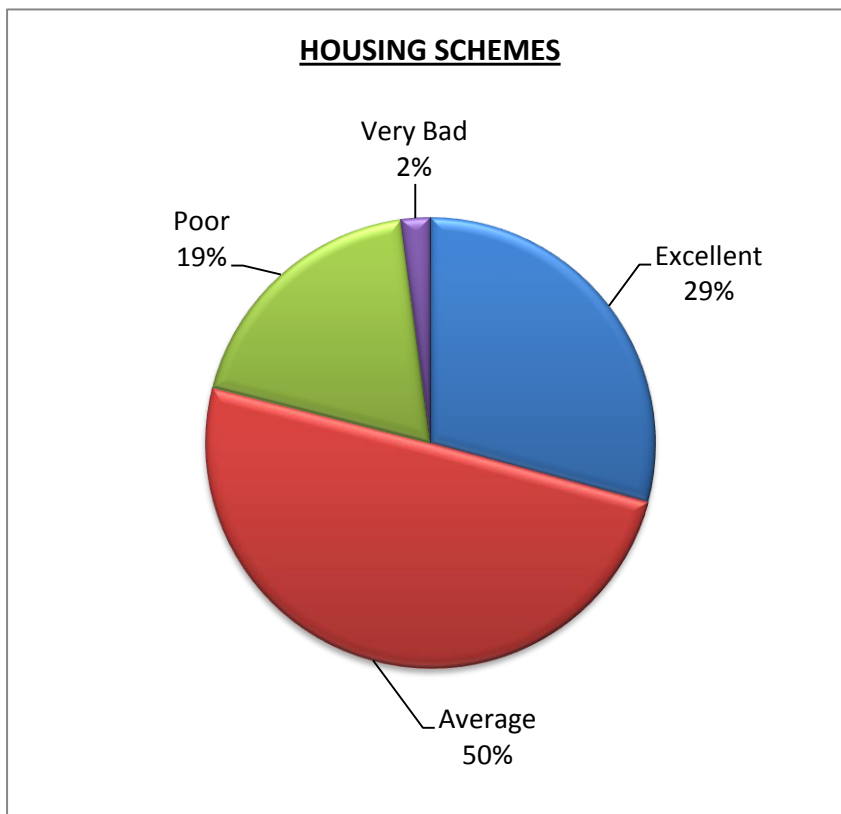


62% of respondents were happy with grounds maintenance.

## NIHE & HOUSING ASSOCIATION SERVICES

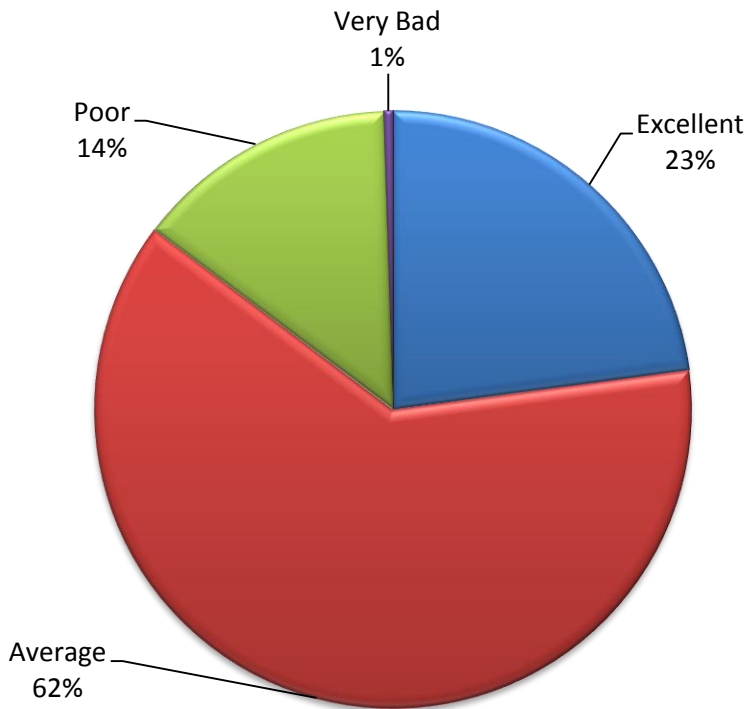


The findings show that 45% of respondents are happy with Housing Provision while 55% feel it is inadequate.



The majority of respondents (79%) were satisfied with Housing Schemes.

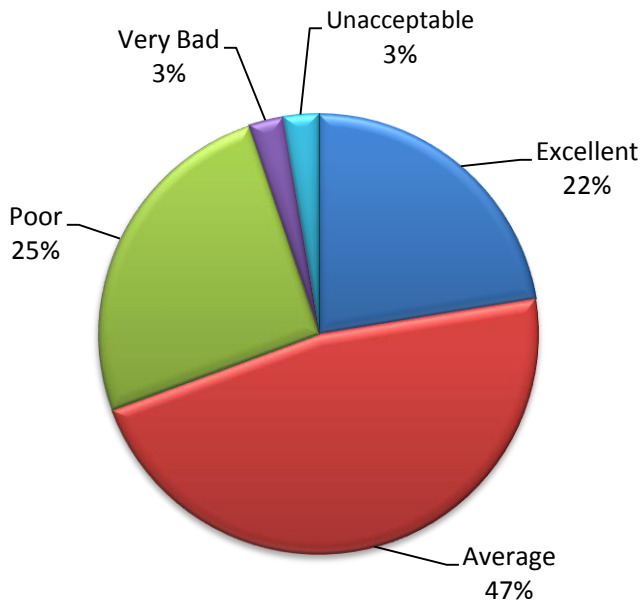
### HOUSING SCHEMES GROUND MAINTENANCE



15% of respondents were unhappy with the grounds maintenance provided by Housing Schemes while 85% were satisfied.

### DRD ROADS SERVICE

#### TRAFFIC MANAGEMENT



69% of respondents felt positive about Traffic Management while 31% were unhappy with the service.

During discussions with residents, it was highlighted that traffic congestion is an issue in the area.

## **CONCLUSIONS**

Based on the findings of this report the researcher would make the following conclusions:

- 1. There is a need to promote the benefits of a community development approach and encourage participation in the community by local people**
- 2. The findings show that there is little or no interest in becoming involved in Community Development work, highlighting a need for training and development of individuals and groups in order to build capacity and ensure community groups are of benefit to the community.**
- 3. In terms of statutory provision, the findings show that respondents are generally satisfied with current provision. It is recommended that meetings are organised with statutory representatives on a regular basis to raise any issues.**
- 4. In view of the impending Masterplan for Greenisland, there is an ideal opportunity to include Community Development as part of the overall strategy for the Greenisland Estate.**
- 5. The Greenisland Community Association is in its infancy at present and it is recommended that continued training and skills development, nurturing & capacity building is provided to the group to ensure a clear understanding of a community development approach. A Community Development Officer with previous experience in the area would ideally facilitate this.**